

Dell Learning Hub

Purchase Tutorial For Channel Partners

DELLTechnologies

Dell Learning Hub For Channel Partners



1 - SELECT

- Choose the appropriate [Dell Learning Hub Plan](#) for your organization from the available plans.
- Already have Training Credits available? Go to Step 2 - ACTIVATE
- Need to purchase Training Credits? Please contact your [Education Services Channel Manager](#)



2 - ACTIVATE

- [Engage Education Services](#), select 'other issues' for Request Type and supply a list of learners including email addresses and desired Dell Learning Hub. e.g. Multi, Team
- An advisor will assist you with purchase and activation using your Training Credits



3 - ACCESS

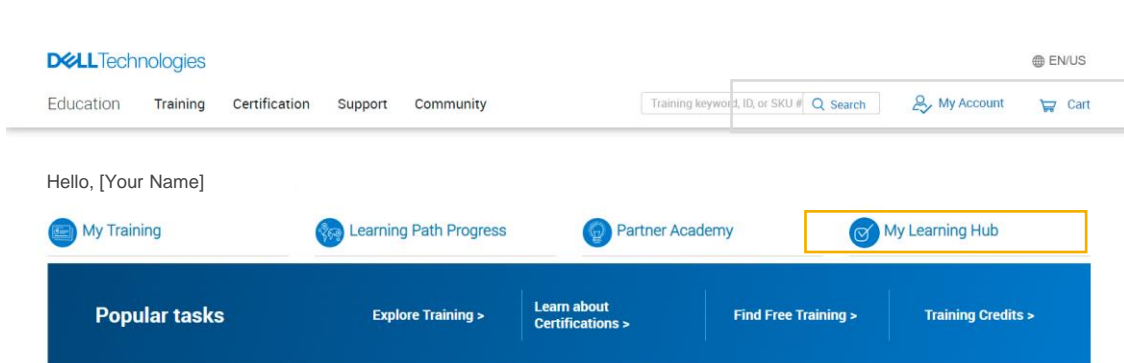
- Once you receive the welcome message from our support team, you are ready to access your Dell Learning Hub Plan.
- Sign in at: <https://education.dell.com>
- Proceed to My Learning Hub

Dell Learning Hub Partner Experience

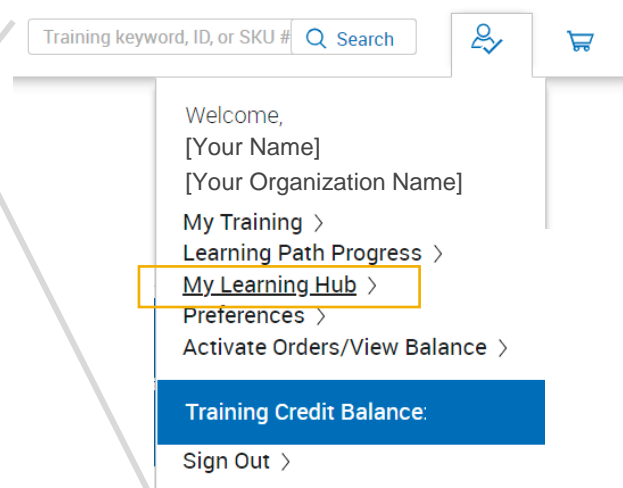
2 ways to access 'My Learning Hub'

After signing into Education Services portal...

1 Use the prominently displayed link:



2 Use the My Account menu:



Note: The My Learning Hub access link will only appear after subscription activation. When the subscription expires, the link disappears.

Dell Learning Hub Quick Start: Tiles at-a-glance

The screenshot shows the Dell Learning Hub interface. At the top, there's a navigation bar with 'Dell Technologies' and links for Education, Training, Certification, Support, and Community. Below that, a 'WELCOME TO LEARNING HUB' banner is visible. The main content area features 10 numbered tiles, each with a 'Learn More' button. The tiles are arranged in a grid and represent various learning resources and services.

Layout is consistent across all plans*

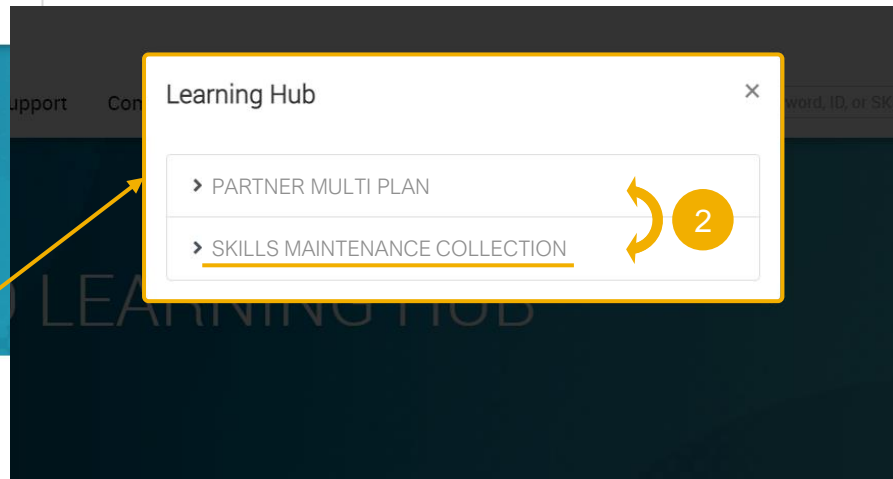
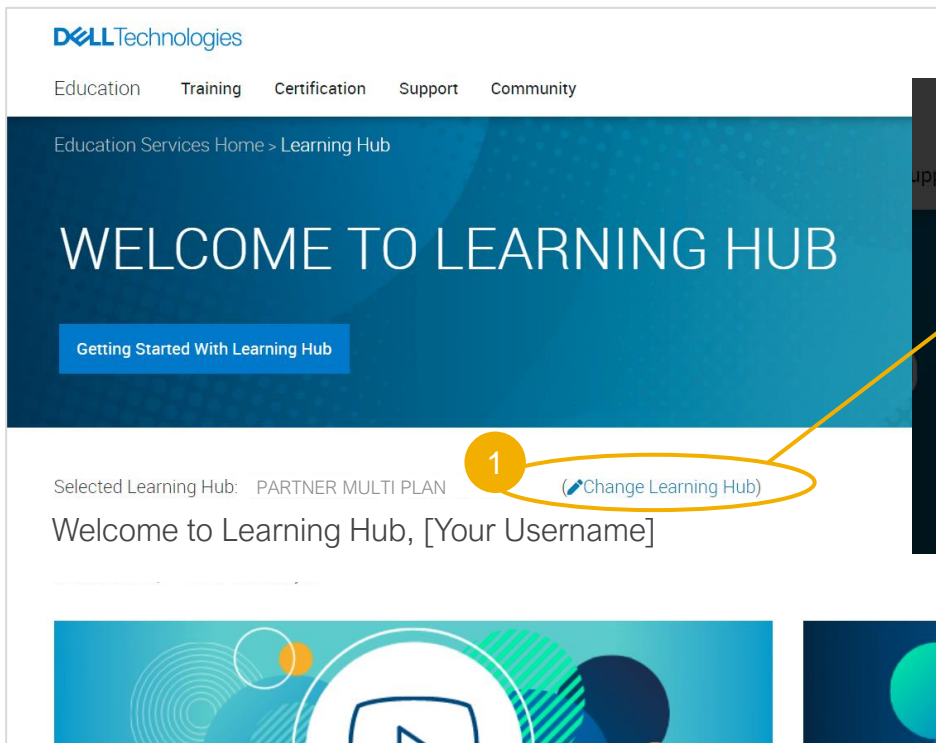
#	Tiles / Components	Single	Multi	Multi+	Team
1	COLLECTION			X	
2	SERVICES DELIVERY ENABLEMENT MATRIX			X	
3	PARTNER PROGRAM ACCEPTED CERTIFICATIONS			X	
4	CERTIFICATION EXAM PREPARATION			X	
5	TECH EXCHANGE LIVE			X	
6	PROVEN PROFESSIONAL CERTIFICATION RESOURCES			X	
7	PROVEN PROFESSIONAL LEARNING FRAMEWORK			X	
8	FIND PRACTICE EXAMS			X	
9	SCHEDULE YOUR EXAM			X	
10	CONNECT WITH LEARNING COMMUNITY			X	

All plans will include access to Skills Maintenance course collection

Click on the component to learn more. ↑

* Partners with prior ODLC access may see reduced number of tiles at the time of Learning Hub offer launch

Accessing Skills Maintenance Course Collection



Toggle between two Learning Hub layouts

Tile / Component Details



1. Collection

- Access a collection of competency-aligned packages, on demand courses and labs
 - Depending on your subscription plan, access is regulated per learner or per team basis. (e.g. One registration for Single Plan, 50 registrations for Team Plan.)




2. Services Delivery Enablement Matrix

- Access the Services Delivery Enablement Matrix to understand the requirements to deliver services on eligible products in the Dell Technologies portfolio

[Back to tiles](#)

Tile / Component Details



3. Partner Program Accepted Certifications

- View the list of accepted Proven Professional certifications aligned to the Portfolio and Solutions Competency Certified Resource (CR) Requirements

4. Certification Exam Preparation

- Discover more about select Proven Professional certification exams directly from the experts through a collection of recorded exam review sessions

5. Tech Exchange Live

- Continue your professional development through an interactive, live learning program featuring live chat with our experts

6. Proven Professional Certification Resources

- Leverage the Dell Technologies Proven Professional certification program to realize your full potential
- Follow the recommended steps to obtain your next certification credential

[Back to tiles](#)

Tile / Component Details



7. Proven Professional Learning Framework

- Access the Proven Professional framework documentation to learn more about available certifications and organization of the program

8. Find Practice Exams

- Filter the exam list by track, level, product/technology, then review exam description, access practice test to gauge your preparedness

9. Schedule Your Exam

- Go to the Pearson VUE website to schedule your next Proven Professional exam

10. Connect on the Learning Community

- Discuss emerging technologies, learn about our training and certifications, share best practices and collaborate with like-minded community members

[Back to tiles](#)

DELLTechnologies